



District Report Card: 2017


State: Manipur	District: Imphal West
Class: 5	Subject: Language
Schools: 45	Students: 413


Participation/Coverage


Students

<div>GENDER</div> <div></div>	Boys			Girls		
	Number		%	Number		%
	184		44.55	229		55.45

<div>AREA</div> <div></div>	Rural			Urban		
	Number		%	Number		%
	301		72.88	112		27.12

<div>CATEGORY</div> <div></div>	SC		ST		OBC		GEN	
	Number	%	Number	%	Number	%	Number	%
	25	6.05	11	2.66	265	64.16	112	27.12

<div>CWSN</div> <div></div>	LD	VI	HI	S&LD	ID	Oth
	1	0	0	1	1	3

<div>Management</div> <div></div>	Government			Government-aided		
	Number		%	Number		%
	369		89.35	44		10.65

Average Performance of Students in Language (%)

Overall	Gender		Area		Management		Social Group			
	Male	Female	Rural	Urban	Govt.	Aided	SC	ST	OBC	GEN
50.56	51.01	50.19	48.39	56.37	50.64	49.85	47.20	55.76	49.21	53.99

Performance on Learning Outcomes (LOs)

Learning Outcomes	Description	Average Performance(%)
L504	Reads and comprehends independently storybooks, news items/ headlines, advertisements etc.	49.54
L508	Reads text with comprehension, locates details and sequence of events	51.07

Range of Performance of Students who Answered Correctly							
Below 30%		30% - 50%		50% - 75%		Above 75%	
Number	%	Number	%	Number	%	Number	%
71	17.19	134	32.45	155	37.53	53	12.83

Lowest Performing Learning Outcomes (LOs)

- 1 - Reads and comprehends independently storybooks, news items/ headlines, advertisements etc. (49.54)
- 2 - Reads text with comprehension, locates details and sequence of events (51.07)